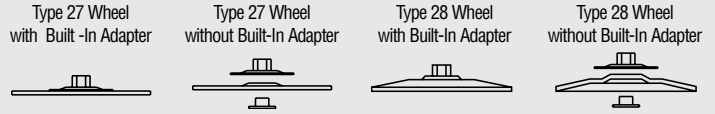


## Vertical Grinders for use with Depressed Center Wheels

7" (180 mm) – 9" (230 mm) Type 27, 28 or 29 Wheels  
2-4 H.P. (1500–3000 W)



**Air Inlet Size: 1/2" NPT**  
**Hose Size Recommendations: 1/2" (13 mm)**  
**Arbor Size: 5/8 x 11**

### Extra Charge Accessories

- Depressed Center Wheel Adapter Kits
- Sanding Pads

### Standard Equipment

- Tool with Wheel Guard of Choice
- Operating Instructions & Service Manual
- Wrench

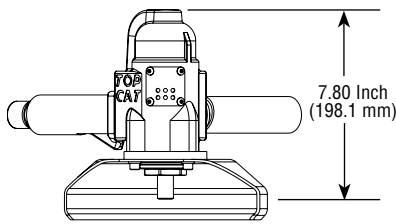
The depressed center wheel adapters are not supplied as standard equipment with the tools. If you are using a wheel that requires the adapters, they must be purchased separately.

VERTICAL GRINDERS

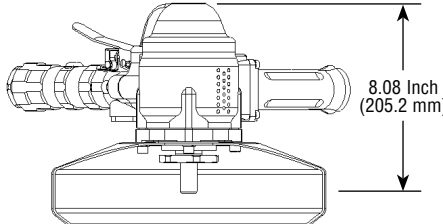
### Quick Order Number

Model Number	Guard Size	Maximum Operating Speed	Throttle Handle Type	
			Standard	Safety
520V	7 Inch	8000 RPM	520VXL;727	520VXK;727
			54VL;727	54VK;727
54V	9 Inch	6000 RPM	54VL;927	54VK;927
			64VL;727	64VK;727
64V	9 Inch	6000 RPM	64VL;927	64VK;927

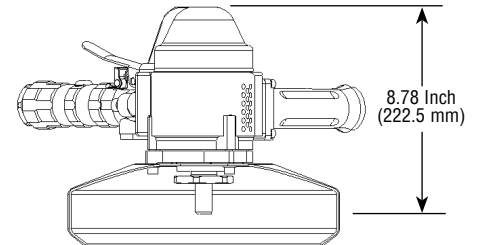
This chart has been provided as a means to quickly identify a particular tool. The ordering numbers listed represent the most common versions of our tools. If more specialized versions are required, please build your model number per the following model number flow chart.



520V Series



54V Series



64V Series



2.0 H.P.  
(1500 W)



6.7 Lb.  
(3.0 Kg)



20 cfm (9.4 L/s) Free Speed  
40 cfm (18.9 L/s) Max



3.0 H.P.  
(2250 W)



8.8 Lb.  
(3.9 Kg)



25 cfm (11.8 L/s) Free Speed  
60 cfm (28.3 L/s) Max



4.0 H.P.  
(3000 W)



11.0 Lb.  
(5.0 Kg)



25 cfm (11.8 L/s) Free Speed  
75 cfm (35.4 L/s) Max

Example Model Number: **54V L ; 6000;927**

The blue highlighted entries are shown in the Quick Reference Box above.

Model Number	Lever Style	Operating Speed/Guard Size
520V	Please choose one of the following options: <b>K</b> - Safety Lever <b>XL</b> - Standard Lever <b>XK</b> - Safety Lever <b>XB</b> - Thumb Switch XLTK - Turned/Knurled Standard Lever XKTK - Turned/Knurled Safety Lever XBTK - Turned/Knurled Thumb Switch XLTKW - Turned/Knurled/Cushioned Standard Lever XKTKW - Turned/Knurled/Cushioned Safety Lever XBTKW - Turned/Knurled/Cushioned Thumb Switch	Please choose one of the following options: <b>8000;727</b> - 8000 R.P.M. with 7 Inch T27 Guard <b>8000;728</b> - 8000 R.P.M. with 7 Inch T28 Guard.
54V	Please choose one of the following options: <b>L</b> - Standard Lever <b>K</b> - Safety Lever <b>B</b> - Thumb Switch LTK - Turned/Knurled Standard Lever KTK - Turned/Knurled Safety Lever BTK - Turned/Knurled Thumb Switch LTKW - Turned/Knurled/Cushioned Standard Lever KTKW - Turned/Knurled/Cushioned Safety Lever BTKW - Turned/Knurled/Cushioned Thumb Switch	Please choose one of the following options: <b>6000;727</b> - 6000 R.P.M. with 7 Inch T27 Guard <b>6000;728</b> - 6000 R.P.M. with 7 Inch T28 Guard <b>6000;927</b> - 6000 R.P.M. with 9 Inch T27 Guard <b>6000;928</b> - 6000 R.P.M. with 9 Inch T28 Guard <b>8000;727</b> - 8000 R.P.M. with 7 Inch T27 Guard <b>8000;728</b> - 8000 R.P.M. with 7 Inch T28 Guard
64V	Please choose one of the following options: <b>L</b> - Standard Lever <b>K</b> - Safety Lever <b>B</b> - Thumb Switch LTK - Turned/Knurled Standard Lever KTK - Turned/Knurled Safety Lever BTK - Turned/Knurled Thumb Switch LTKW - Turned/Knurled/Cushioned Standard Lever KTKW - Turned/Knurled/Cushioned Safety Lever BTKW - Turned/Knurled/Cushioned Thumb Switch	Please choose one of the following options: <b>6000;727</b> - 6000 R.P.M. with 7 Inch T27 Guard <b>6000;728</b> - 6000 R.P.M. with 7 Inch T28 Guard <b>6000;927</b> - 6000 R.P.M. with 9 Inch T27 Guard <b>6000;928</b> - 6000 R.P.M. with 9 Inch T28 Guard <b>8000;727</b> - 8000 R.P.M. with 7 Inch T27 Guard <b>8000;728</b> - 8000 R.P.M. with 7 Inch T28 Guard

