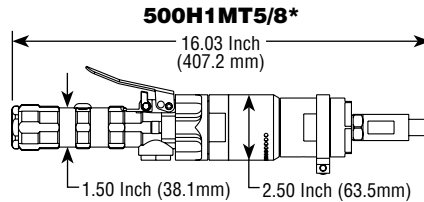


Horizontal Sanders & Polishers

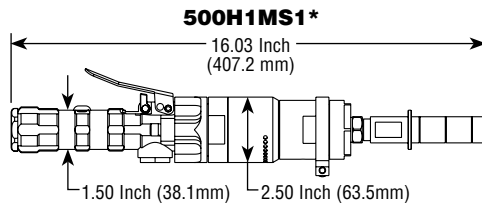


Air Inlet Size: 1/2" NPT (1/2" BSP Available)
Hose Size Recommendations: 1/2" (13 mm)
Extra Charge Accessories

- Safety Lever
- Standard Equipment**
- Tool • Wheel Flange • Wheel Nut • Wrench
- Operating Instructions and Service Manual
- Side Handle



HP 1.5 H.P. (1500 W)
Lbs 6.5 Lb. (2.9 Kg)
cfm 35 cfm Max (16.5 L/s)



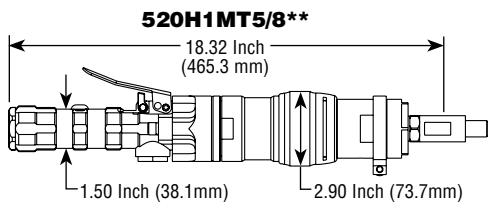
HP 1.5 H.P. (1500 W)
Lbs 6.5 Lb. (2.9 Kg)
cfm 35 cfm Max (16.5 L/s)

*The Spade Handle (G) Adds 1 Lb. (0.45 Kg) To Weight Of Tool

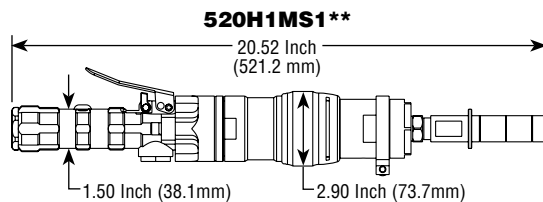
Quick Order Number

This chart has been provided as a means to quickly identify a particular tool. The ordering numbers listed represent the most common versions of our tools. If more specialized versions are required, please build your model number per the following model number flow chart.

Model Number	Rated Speed	Output Type	
		T5/8 - 5/8-11 Spindle	S1 - 1 or 5/8 Inch Adapter
500H1M	4000 RPM	500H1MT5/8	500H1MS1
500H2M	1000 RPM	500H2MT5/8	500H2MS1



HP 2.0 H.P. (2250 W) **Lbs** 8.5 Lb. (3.8 Kg) **cfm** 20 cfm (9.4 L/s) Free Speed 40 cfm (18.9 L/s) Max



HP 2.0 H.P. (2250 W) **Lbs** 8.5 Lb. (3.8 Kg) **cfm** 20 cfm (9.4 L/s) Free Speed 40 cfm (18.9 L/s) Max

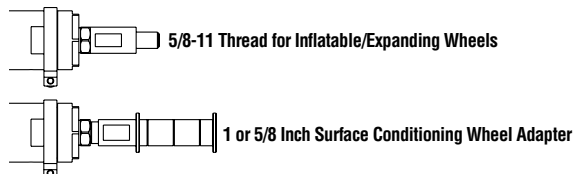
** The 520H2 double planetary geared tools adds 2.15 Inch (54.6mm) to overall length. The Spade Handle (G) Adds 1 Lb. (0.45 Kg) To Weight Of Tool

Example Model Number: **500H1M K S1 ; 4000**

The blue highlighted entries are shown in the Quick Reference Box above.

Model Number	Lever Style	Output Type	Operating Speed
500H1M	Please choose one of the following options: L - Standard Lever	Please choose one of the following options: T5/8 - 5/8-11 Thread for Inflatable/Expanding Wheels S1 - 1 or 5/8 Inch Surface Conditioning Wheel Adapter	4000 - 4000 R.P.M.
500H2M	K - Safety Lever		1000 - 1000 R.P.M.
507H1M	B - Thumb Switch		1750 - 3600 - 1750 - 3600 R.P.M.
507H2M	G - Spade Handle		500 - 900 - 500 - 900 R.P.M.
520H1M	LTK - Turned/Knurled Standard Lever		1500 - 3000 - 1500 - 3000 R.P.M.
520H2M	KTKW - Turned/Knurled/Cushioned Safety Lever		375 - 750 - 375 - 750 R.P.M.

- Geared Tool
- Governor Controlled Tool



WARNING: Follow all recommendations from component and abrasive manufacturers for speeds and proper usage.