

## Large Horizontal Grinders For Type 1 Wheels, Flap Wheels and Wire Wheels

4" (100 mm) – 8" (200 mm)  
2-4 H.P. (1500–3000 W)



**Air Inlet Size: 1/2" NPT**  
**Hose Size Recommendations: 1/2" (13 mm)**  
**Extra Charge Accessories**

- +2" and +3" spindles for use with wire buffing wheels (56H & 65H Series Only)
- Cone Wheel Adapters • Adapters for Surface Finishing Wheels
- Reinforced Guards (56H & 65H Series Only)

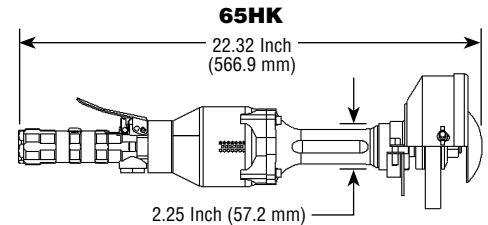
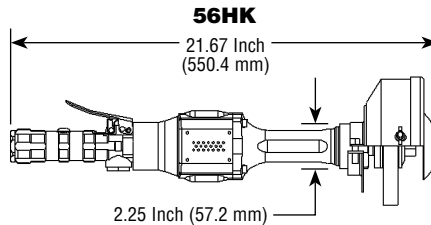
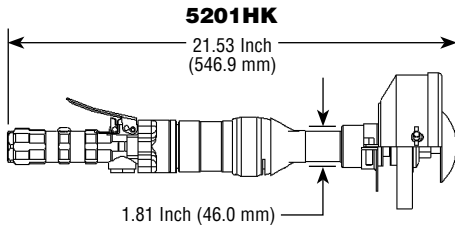
**Standard Equipment**

- Tool with Wheel Guard of Choice • Wheel Flange • Wheel Nut
- Wrench • Operating Instructions and Service Manual

### Quick Order Number

Model Number	Guard Size	Maximum Operating Speed	Throttle Handle Type		
			Standard	Safety	Spade
5201H	6	8000 RPM	5201HL;601	5201HK;601	5201HG;601
56H	6		56HL;601	56HK;601	56HG;601
	8	6000 RPM	56HL;801	56HK;801	56HG;801
65H	6	8000 RPM	65HL;601	65HK;601	65HG;601
	8	6000 RPM	65HL;801	65HK;801	65HG;801

This chart has been provided as a means to quickly identify a particular tool. The ordering numbers listed represent the most common versions of our tools. If more specialized versions are required, please build your model number per the following model number flow chart.



**HP** 2.0 H.P. (1500 W)

**cfm** 20 cfm (9.4 L/s) Free Speed  
40 cfm (18.9 L/s) Max

**HP** 3.0 H.P. (2250 W)

**cfm** 25 cfm (11.8 L/s) Free Speed  
60 cfm (28.3 L/s) Max

**HP** 4.0 H.P. (3000 W)

**cfm** 25 cfm (11.8 L/s) Free Speed  
75 cfm (35.3 L/s) Max

**Lbs** 11.7 Lb. (5.3 Kg)

**Lbs** 12.9 Lb. (5.8 Kg)

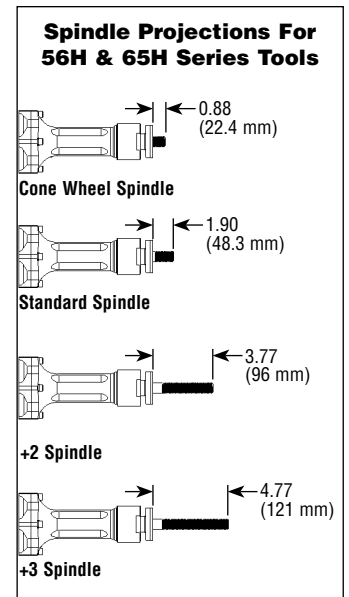
**Lbs** 14.1 Lb. (6.4 Kg)

Example Model Number: **56H G ; 6000;601**

The blue highlighted entries are shown in the Quick Reference Box above.

Model Number	Lever Style	Operating Speed/Guard Size
5201H	Please choose one of the following options: <b>L</b> - Standard Lever <b>K</b> - Safety Lever <b>B</b> - Thumb Switch <b>G</b> - Spade Handle	Please choose one of the following options: <b>12000;401</b> - 12000 R.P.M. with 4 Inch T1 Wheel Guard <b>6000;601</b> - 6000 R.P.M. with 6 Inch T1 Wheel Guard <b>8000;601</b> - 8000 R.P.M. with 6 Inch T1 Wheel Guard
56H	<b>LTK</b> - Turned/Knurled Standard Lever <b>KTK</b> - Turned/Knurled Safety Lever <b>BTK</b> - Turned/Knurled Thumb Switch	Please choose one of the following options: <b>6000;601</b> - 6000 R.P.M. with 6 Inch T1 Wheel Guard <b>8000;601</b> - 8000 R.P.M. with 6 Inch T1 Wheel Guard <b>6000;801</b> - 6000 R.P.M. with 8 Inch T1 Wheel Guard
65H	<b>LTKW</b> - Turned/Knurled/Cushioned Standard Lever <b>KTKW</b> - Turned/Knurled/Cushioned Safety Lever <b>BTKW</b> - Turned/Knurled/Cushioned Thumb Switch	

Geared Tool Governor Controlled Tool



LARGE HORIZONTAL GRINDERS

**WARNING: Follow all recommendations from component and abrasive manufacturers for speeds and proper usage.**