

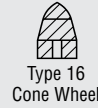
Horizontal Extended Grinders For Cone Wheels

4 H.P. (3000W)

Powerful 4.0 H.P. Motor

65HGEHG+38

65HGEHL+15



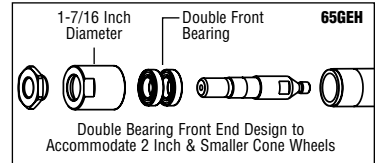
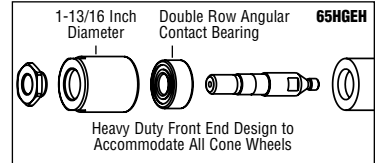
Air Inlet Size: 1/2" NPT

Hose Size Recommendations: 1/2" (13 mm)

Arbor Size: 5/8 x 11

Standard Equipment

- Tool • 1 Wrench
- Operating Instructions and Service Manual



Quick Order Number					
Model Number	Extension Length	Output	Maximum Operating Speed	Throttle Handle Type	
				Standard	Safety
65GEH	+15	5/8-11CW	8000 RPM	65GEHL2+15	65GEHK2+15
	+28			65GEHL2+28	65GEHK2+28
	+38			65GEHL2+38	65GEHK2+38
65HGEH	+15			65HGEHL2+15	65HGEHK2+15
	+28			65HGEHL2+28	65HGEHK2+28
	+38			65HGEHL2+38	65HGEHK2+38

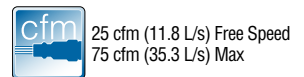
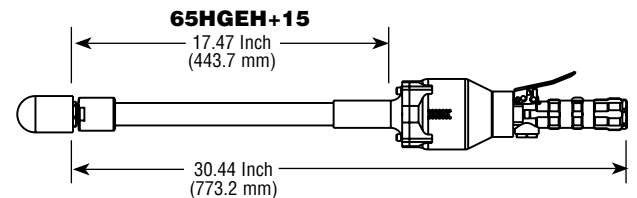
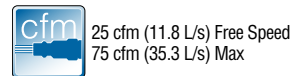

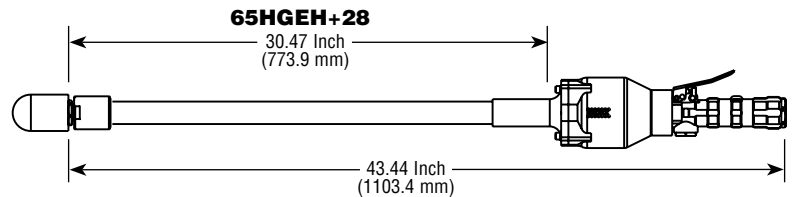
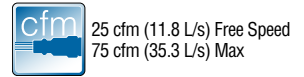
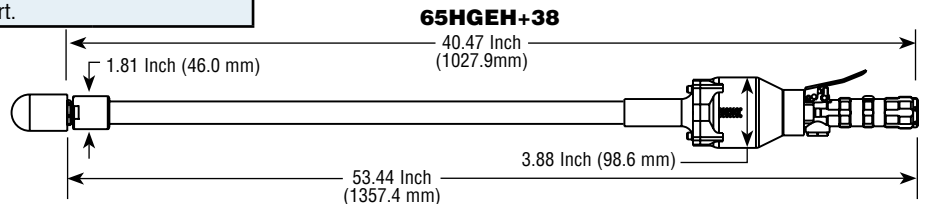
This chart has been provided as a means to quickly identify a particular tool. The ordering numbers listed represent the most common versions of our tools. If more specialized versions are required, please build your model number per the following model number flow chart.



Special Note:
Versions of this tool can be made with additional extensions. This allows for tools with a variety of extremely long extension lengths. Contact us for details.

Example Model Number:

65GEH K +15 ; 9000



Model Number	The blue highlighted entries are shown in the Quick Reference Box above.
	Lever Style Extension Length
65GEH	<p>Please choose one of the following options:</p> <p>L - Standard Lever K - Safety Lever B - Thumb Switch G - Spade Handle</p>
65HGEH	<p>Please choose one of the following options:</p> <p>LTK - Turned/Knurled Standard Lever KTK - Turned/Knurled Safety Lever BTK - Turned/Knurled Thumb Switch LTKW - Turned/Knurled/Cushioned Standard Lever KTKW - Turned/Knurled/Cushioned Safety Lever BTKW - Turned/Knurled/Cushioned Thumb Switch</p>

Governor Controlled Tool



WARNING: Follow all recommendations from component and abrasive manufacturers for speeds and proper usage.